

# WOODLAND/DAVIS AEROMODELERS



**Prez Sez:**

## July Newsletter 2020

Welcome to July and the beginning of summer. Hope you are all well and flying as much as you can handle. I had hoped to discuss something other than our country's plight with the Covid-19 virus, but it seems Mother Nature has the advantage and a second wave appears to be appearing. And for this reason I must let everyone know, we are 100% compliant with local recommendations and to please watch for any last minute changes the State or County may impose. I completely understand the feeling of political "agenda" this has instilled in some of us. I won't discuss politics here, but I would like you all to know where I come from when asking you to all to please wear the masks and practice the other recommended safety measures when we gather at the field. This isn't a "forever" thing, so let's push through with the great work and the respect I have witnessed.

Let's see if I can lighten up a bit now. As always we could use materials for our monthly newsletter. I would love to see pictures of your "Covid Hobby Holes" and/or projects.

Our next club meeting will be at the field, a perfect place to bring your Show-N-Tell and even demonstrations after the meeting. I am looking forward to see all of you there. A little fun is long overdue.

As always, fly Safe!

Doug Vice  
916.949.8323  
doug69@gmail.com

**Prez Sez**

**Meetings Minutes**

**Modelers Corner**

**Impromptu Warbird Fly-in**

**Upcoming Events**

**Doug Vice**

**Mike O'Kane**

**Rich Geertson**

**Monty Welch**

**July's General Membership meeting will be held at the Club Field on Saturday July 11th at 9:00am. Watch the WEB page for any changes. Flying is closed during the meeting. Masks are required by Yolo County and social distancing will be observed.**

**Woodland /Davis Aeromodelers**  
**June 11, 2020**  
**Board Meeting 2020 (via Zoom)**

Members present: Doug Vice, John Eaton, Mike O’Kane, Jeff Lovitt, Dan Winters, Randy Sizemore and Keith Young, Doug Barton and Chris Dellinger.

Motion to accept minutes as posted in the News Letter was made, motion received a 2nd, vote to accept the minutes as written in the NL approved by unanimous vote.

Officer Reports

President: Comments throughout the meeting.

Vice-President: Comments throughout the meeting.

Treasurer: John reports this month, there has been repair expenses and checking account balance is \$2,729.00 after expenses.

Secretary: No comments

Chair reports

Field chair: Art continues to work on his “to do” list. Tuesday and Thursday are the normal work days for Art and others to be at the Field. Thursday is the normal mowing day with the runway shut down while mowing near that area.

If you would be interested in mowing or would care to work off points consider Tuesday or Thursday, please contact Art Williams.

Membership: John has issued 92 cards to date.

News Letter: Rich is always looking for content, please reach out to him if you have an article of interest you would like to see published.

Web Page: Kerry has the page up to date with points tally.

Safety Chair: John Lett commented on the Board’s responsibility to ensure the Field is operated as safe as possible. The Prez Says portion of the March News Letter has guidance on how to use the Field and Covid-19 requirements. Safety concerns were brought up regarding the June 26 Wing’s

Shade structure is structurally up; next phase is to prepare the pipe for primer and paint. Painting prep is happening a couple poles at a time. Cleaning is happening starting on the North end, working South.

The Club has borrowed the Former Woodland Aviation flatbed trailer over the years and the trailer is in need of a light/turn signal rewire, bent iron repair and a new deck. Wiring was replaced and the labor and parts were donated. The decking was stripped off to determine what might need repair and a \$600.00 estimate for wood and hardware was provided. Work on the deck is in process

Old Business

Fence: Discussion will continue at the General Meeting. ADA height was mentioned and deferred to the General Meeting. Final members vote is pending on this item, April General Members meeting was cancelled due to Covid-19 shutdown of the library and health concerns. Item remains open.

Sun room: Disposal of the sunroom that was salvaged is scheduled. Item open

Model plans in Conex(s): Doug B. will begin to organize. Ongoing work.

Pit Tables: 6 tables were built from new wood and painted, tables were laid out in the pit area to provide adequate distancing. Item closed.

STEP Program: Outreach to Woodland Christian School has been put on hold until fall.

### New Business

Upcoming Wings of Victory, an AMA sanctioned event, was discussed based on the County's progress in Phase II re-opening. The SVSS group also has a June event planned and has a request into the County to hold a gathering of flyers at their Field which is located on county property.

The WDA Board could not find adequate information that provided a reasonable understanding as to what would be required for WDA to host an event like the Wings of Victory and provide adequate safety concerns that are in line with Phase II re-opening. John E has added WDA to the earlier request by the SVSS group. It is the understanding of the WDA Board that both events would have similar gatherings and the Safety concerns would therefore be similar. John is heading a small group that consists of 2 members from SVSS and WDA that will present a safety plan and accommodate additional County concerns.

Outcome is still pending

Concerns were brought up regarding the Non-Profit by-law contents as currently listed in the Club Operating Rules, discussion took place and a motion was made to amend the By-Laws relating to the 501(C) (3) requirements. SVSS has recently amended their By-Laws with services from an Attorney and numerous omissions were discovered that should have been their rules. Motion received a 2nd and approved by unanimous vote. This will be a developing process as more is learned. Item remains open.

**A General Membership meeting is scheduled for 9:00am on July 11th at the field. Field is closed during the meeting.**

Meeting adjourned at 8:03pm



As I write this, my Blue Angels Grumman F8F-2 Bearcat is nearly completed. The last bottles of paint required to finish the airplane are arriving today....



# Modeler's Corner

PAINTING model aircraft has always been a challenge for me. It seems I can never anticipate and prepare for the various pitfalls that are integral to every paint job I have ever applied! This time, it was something completely different... a lack of available paint. After trying various shades of (rattle can) blue, which could have made this project much easier and less expensive, I couldn't get past the fact that the ONLY blue matching the aircraft I chose to duplicate, IS **Blue Angels Blue, FS-15050**. IF you look at the photo on the first page, you will see the obvious difference between today's F-18 Blue Angels, and the blue of the 1948 era Blue Angels Bearcat. Well, in the midst of applying this paint, Testor's Model Master Acrylics were **DISCONTINUED** by the parent company, Rustoleum.



So, in addition to the endless priming, filling and sanding, clogged airbrush, debris landing on wet paint, spilled paint, and old paint whose pigment refused to thoroughly blend, etc., I was facing a shortage of suitable paint! As it turned out, I needed many more bottles than anticipated, and had to source them from obscure hobby shops all over the country! The last 4 bottles, arriving today, should allow me to finish the last of the painting process. The airplane is then clear-coated with Rustoleum Gloss. It is so unfortunate these acrylics have been discontinued... as paint goes, these are quite convenient to work with, being water-based with very opaque pigments and accurate colors. When thinned with 91% alcohol, the paint dries very fast. I can paint with an airbrush in my unprotected garage without risk of overspray sticking to things I don't want painted! Rustoleum clear: I tested a servo hatch that had been painted and clear-coated, for resistance to gasoline (not glow fuel) and it held up perfectly well. The Rustoleum gloss clear (rattle can) goes on nicely and also dries quite fast, but not so fast as to create problems keeping a 'wet edge.' However, I did find it necessary to divide the fuselage in two, clear coating the rear half first, then the next day, the front half. I anticipate a similar process for the 86" wing.

During my downtimes (waiting for bottles of paint to arrive in the mail), I took the opportunity to apply additional surface details... and as anyone who has attempted to duplicate a full-scale airplane will tell you, the challenge becomes "just how far do I want to go with this?" This lends itself to the old scale modeling adage: ***"A scale modeler is never done, he simply decides to stop."*** While I had no intention of transforming this model into a precision scale competition aircraft, I felt something needed to be done to break up vast expanses of smooth finished surfaces with some panel lines and rivet detail, as well as fabric covered control surfaces. To that end, I hope I arrived at a reasonable compromise. You can judge for yourself at the next WDA Club meeting, held AT the flying site July 11th at 9am. **I intend to have the Bearcat there for Show N Tell.** See you then.

*Richard Geertson*



Some friends showed up this last weekend of June, to show off their planes and their flying skills. There was a lot of flying and only a couple of dinged planes. Nothing major.. There was a spectacular flight of 4 Spitfires together doing a racetrack pattern. On some of the turns all 4 planes were in the same turn together. The Spitfire wing with its beautiful shape showed up really well. It was a very hot weekend, but water melon was supplied to all the pilots, which was a welcomed relief from the hot weather.


The wind was not a factor as it was right down the runway.

Hopes for the Chinese Virus to be gone for next year where we can have a real Wings of Victory event!

It was a fun weekend...

This report supplied by Monty Welch

PS... Next months NL I will write an article on the cups for the WOV events.



**Carlos Reyes P-47**



**Chis Dellinger's P-47**



**Darrel Rolla's FW-190**



**John Costa's P-47**



**Keith Costa's DR-1**



**Monty Welch's ZERO**



Tim Cassidy, Spitfire



Ed Becker, Spitfire



Lynsel Miller, Spitfire



John Costas, STUKA

SPECIAL THANKS to John Garfien, who photographed all the flying. [jgarfeinphoto.com](http://jgarfeinphoto.com)

## WDA 2020 EVENTS

<u>Date</u>	<u>Event</u>	<u>CD</u>
May 7-9	Heli Scale Masters	<b>CANCELLED</b>
May 16-17	Fred Burgdorf Race	<b>CANCELLED</b>
1-Aug	Old School RC Jamboree	Rich Geertson
Aug 29-30	Goyet U/C	Walt G.
Sept. 12-13	Pattern Spectacular	Laurence Tougas
Sept. 26-27	Meet n' Meat U/C	Jim A.
Oct. 10-11	Fall Float Fly	Randy Sizemore
Oct. 10	Golden Age Fly In	Rich Geertson
Dec. 6	Pearl Harbor Day	
Jan. 1, 2021	Chilly n' Chili	Forrest Barton

# Do you recall the simple joys of RC Modeling?



A Kraftsmanship kit processed with AAMCO GOLD BALSA-  
This is one Trainer that will not blow apart when it hits the ground!

WING SPAN 50"  
WING AREA 425"  
ENGINES 15-35  
WEIGHT 3-4 LBS.

FAST BOX-LOK CONSTRUCTION.  
A MUST FOR THE BEGINNER -

Support your A.M.A.

The GREATEST R/C "BASIC TRAINER" Design & Kit of ALL TIME -  
Ask over 25,000 satisfied builders of the H-RAY and the dealers who sold them-  
SHALL WE SAY MORE! Andrews Aircraft Model Co. Inc. US Rte. 1 & North St. Topsfield Mass. 01983 887-8541

Price \$34.95  
The most kit per dollar - bar em all.




## Come, relive the early years of RC at the 6th annual **OLD SCHOOL RC JAMBOREE!**



THE WHITE CLOUD

SPAN: 57 in.  
AREA: 577 sq. in.

A RADIO CONTROLLED MODEL AIRPLANE FOR BOTH BEGINNER AND EXPERT.  
DESIGNED FOR SPORT OR COMPETITION FLYING IN THE RUDDER  
ONLY, INTERMEDIATE OR MULTI CLASS, USING SINGLE  
OR MULTI-CHANNEL CONTROL COMPLETELY PRE-  
FABRICATED AND EXCEPTIONALLY EASY TO  
BUILD AND FLY. RECOMMENDED  
ENGINE: VECO ".19RC."



TAURUS . . . Span—70" Eng.—.45 kit RC-7 34.50  
TAURUS WING KIT—RC 7-W 13.95

This is a non-competitive event dedicated to BUILT-UP,  
GLOW-FUEL-POWERED, RC AIRCRAFT; *the older, the better!*

*NO ARF's, electrics or gas allowed.*

ONE DAY ONLY, Woodland/Davis Aeromodelers, **Sat. August 1, 2020**

CD Richard Geertson [geertson@sbcglobal.net](mailto:geertson@sbcglobal.net) \$10 Landing Fee



CARL GOLDBERG  
New! **RANGER 42**

The Versatile Almost-Ready-To-Fly Fun Model

For Single or Multi-Channel  
Radio Control; Also Free-Flight

Span 42"  
Length 31"  
Area 240 sq. in.  
Weight 26-36 oz.

Can be flown 6 ways:

1. Single Channel Radio, Rudder Only
2. Single Channel Radio, Galloping Ghost
3. Two Channels, Rudder and Elevator
4. Three Channels, Rudder, Elevator, Engine Throttle
5. Four Channels, Rudder, Elevator, Engine Throttle, and Ailerons
6. Free Flight


Full explanation of each method given on plan.

For .049 to .10 Engines  
Only \$17.95 PRC1

Radio Control Flying is Fun! You can actually feel the thrill of controlling an airplane in flight—doing stunts, loops and rolls—and making it come back to you and land where you want. And the shortest way to success is with the unique new RANGER 42. This model has been carefully engineered, leaving only the simplest final assembly steps, all clearly illustrated. Flight stability is exceptional, as well as response to control. All you have to do is add your engine, wheels, and radio control—only 6 to 8 hours work—and you're ready to go FLYING! Just ask your hobby dealer—he'll be glad to show you the features.

FEATURES:

- One-piece molded wing, high-lift
- One-piece molded stabilizer
- One-piece molded fuselage
- Molded fuselage, completely assembled with firewall, nose gear, gyroscop, floor, side rails, and main landing gear shock already installed
- Complete fittings—nylon links, horns and keepers; nylon hinges
- Material, screws, blind nuts, washers, rivets, retaining springs, etc.
- Complete plans, with step-by-step illustrations
- Instructions on Operating Radio Control Models

SCHOOLMASTER  
Single Channel with rudder, elevator  
and engine control.  
Wingspan: 39"—Length: 33"  
Engine: .049

TOP FLITE  
MODELS, INC.



# ***Rotors Over Roseville 2020***

## ***Model R/C Helicopter Event***

***Saturday September 26th 2020 at 9 :00AM***

***Location: AMOS Flying Field***

***4015 E Catlett Rd,  
Lincoln, CA 95648***

***On The Corner of E Catlett and Fiddeyment Roads  
One Mile East from the Thunder Valley Casino in Lincoln CA***

***Flying fee \$7 and BBQ Hamburger or Hotdog Lunch \$7***

***Tri-tip sandwich Lunch \$10***

***Pilots must have Valid AMA insurance  
Helicopter and Multi Rotor Help Desk for Beginners***

***3D Stunt and FC3 Scale flying styles***

***3 flying areas within the field***

***Free Overnight R/V***

***parking, Pilots can arrive on***

***Friday September 25th***

***Contact: Basil 916-410-2791 or Geordan White***

***916-521-8590***

***See: [www.amosrc.com](http://www.amosrc.com) for more information***



# **Nor-Cal Huckfest -**

**Giant Scale Event  
Saturday & Sunday**

**October the 17th  
and 18th, 2020**

**At the AMOS field Located at  
4015 East Catlett RD, Roseville, CA**

**One Mile from the Thunder Valley Casino  
\*\*Great Event Lodging\*\***

**Any Giant Scale 79" and above wingspan  
3D Model Airplane can Fly**

**Free overnight RV parking**

**Pilots can arrive on Friday 16th to Practice**

**Flying at the field.**

**\$10 Landing Fee Saturday - Sunday no charge  
AMA insurance is Required**

**Great BBQ - Hamburger or Hotdog \$7 meal Tri-tip \$10**

**The AMOS Field is a Gold Member AMA field  
One of the Best in California**

**Contacts: Basil 916-410-2791**

**Geordan White 916-521-8590**

**Gary Meyer 916-276-6990 Web [www.amosrc.com](http://www.amosrc.com)**

# WDA Officers and Board

**President** Doug Vice  
(916) 949-8323 [doug69@gmail.com](mailto:doug69@gmail.com)

**Vice President** Randy Sizemore

**Treasurer** John Eaton  
(530) 681-5316 [johnneaton@sbcglobal.net](mailto:johnneaton@sbcglobal.net)

**Secretary** Mike O'Kane  
(530) 796-4377 [micharlokane@gmail.com](mailto:micharlokane@gmail.com)

## Board members:

Doug Barton (530) 662-6469  
[controlinedoug@aol.com](mailto:controlinedoug@aol.com)

Chris Dellinger (707) 446-9647  
[cdellin@sbcglobal.net](mailto:cdellin@sbcglobal.net)

Keith Young (530) 848-3666  
[k\\_young52@yahoo.com](mailto:k_young52@yahoo.com)

Jeff Lovitt (530) 304-9502  
[jlovitt@sbcglobal.net](mailto:jlovitt@sbcglobal.net)

Danny Winters (916) 342-0679  
[win51@comcast.net](mailto:win51@comcast.net)

**WDA website**  
[www.wdarc.org](http://www.wdarc.org)

**Woodland Davis Aeromodelers**  
42875 County Rd. 29  
Davis, CA

# WDA Cabinet

**Membership**  
John Eaton (530) 681-5316 [goldeneramodel.com](http://goldeneramodel.com)

**Safety Officer**  
John Lett (510) 853-1729 [lettaviation@aol.com](mailto:lettaviation@aol.com)

**Field Maintenance**  
Art Williams

**Points**  
Stein Buer (916) 850-9457 [steinbuer@gmail.com](mailto:steinbuer@gmail.com)

**Newsletter Editor**  
Richard Geertson (707) 693-9537 [geertson@sbcglobal.net](mailto:geertson@sbcglobal.net)

**Web**  
Kerry Roberson (661) 978-1992 [flybaby1569@gmail.com](mailto:flybaby1569@gmail.com)

**Club Advocacy**  
Lou Fox (530) 753-9331 [louifox@yahoo.com](mailto:louifox@yahoo.com)

**SNACK SHACK**  
Mike O'Kane (530) 796-4377 [micharlokane@gmail.com](mailto:micharlokane@gmail.com)



# Flight Instruction

## Flight instructors:

⇒ John Eaton (530) 681-5316  
[johnneaton@sbcglobal.net](mailto:johnneaton@sbcglobal.net)

⇒ Carlos Reyes (650) 243-8894  
[carsi@hotmail.com](mailto:carsi@hotmail.com)

## Jet Turbine Instructors

⇒ OPEN

## Multi-rotor Drones

⇒ Keith Young (530) 848-3666

## Helicopter Instructor (Only):

⇒ OPEN



**Next Club Meeting: Saturday July 11th, 9am AT THE FLYING FIELD**



WOODLAND/DAVIS AEROMODELERS  
C/O RICHARD GEERTSON  
800 COLLIER DR.  
DIXON, CA 95620