

# WOODLAND/DAVIS AEROMODELERS



## March Newsletter 2018

### PREZ SEZ:

Well gentlemen it must be building weather. As I sit here and type this it is raining out... finally. I have several topics to go over this month.

First, the combination to the field has been changed as we are now past renewals. The combination is on the back of your 2018 membership card. Please do not share it with others. Anyone that is supposed to have it, does have it. That also means that everyone in the club should be renewed. If you have not renewed and received your 2018 membership then you should not be using the site until you have renewed your membership. Second a reminder; Thursdays are the days that the grounds crews are out mowing and taking care of the field. As we start into spring and the grass really starts to grow they will be out longer. Please understand they will do what they can to accommodate members, but there will be times on Thursdays where sections of the field may be closed.

Third, on a similar note, the grounds crew is always looking for extra hands to spread the workload out and get done so they can get to flying themselves. If you are looking for ways to help, contact our field chair Doug Vice, Art Williams or Doug Barton as our active leads for the grounds crew. Remember we all need to earn points and there are plenty of things to do at the field to help out and keep it looking as good as it does. As they say, 'many hands makes light work.'

Fourth, Monty Welch is picking up a mail box to place at

the entrance to the RC pits. Within this will be the clip board to make note of your hours of work to receive points. The old paperwork rack we had is no longer weather proof so it will be taken away and replaced by this. Remember it is each member's responsibility to note on the clip board when they work, what they did, and the hours they did it. This is how we keep track of the points you earned throughout the year for renewals. Fifth, for those of you that have been around the field or certainly around the club meetings over the last 6 months you have undoubtedly heard about the safety fences. There have been two basic sides to this issue

**NEXT WDA CLUB MEETING TO BE HELD**  
**at the Woodland Library, Leake Room,**  
**Monday**  
**March 12th @ 7pm**  
**Board meeting**  
**@ 6pm**

### This month:

- |                        |                |
|------------------------|----------------|
| • Prez Sez             | Forrest Barton |
| • Board Minutes        | Mike Frint     |
| • Meetings Minutes     | Mike Frint     |
| • Castle 2018          |                |
| • Modeler's Corner     | R. Geertson    |
| • 2018 Events Calendar | F. Barton      |
| • Events Flyers        |                |

across the club: 1) Those that feel there needs to be some form of protection for the pilots and spotters in these areas. The flip side of that is: 2) Those that feel this is a rare and acceptable risk of the hobby and don't want to see aircraft destroyed hitting these barriers. I am not here to debate the topic with anyone. I am here to let everyone know that a compromise was established at the last meeting on this subject so that it can be laid to rest. The compromise is that all the metal safety fences will remain as planned to protect people. We will be adding soft tennis net spaced out just in front of the metal fences. These will act as aircraft catchers that are much more aircraft friendly. The train of thought is that aircraft moving with less energy will get caught up in the tennis net with minimal damage before reaching the metal fence. However aircraft with a lot of energy that do get by the tennis net will ultimately be stopped by the metal pilot's safety fence. There was discussion about going back to the flight stations like we had; however this is a relic of the 72 MHz age. With a continuous pilots line you can stand where ever you like along that approximately 120' line. After considerable debate, this compromise was considered acceptable and we are moving forward. As is the case with most things in life, you can't make everyone happy, but this seems to be a good way to fulfill the needs of most involved.

Sixth is somewhat connected as it deals with how the club operates. So I am now going to get up on my soap box for a couple minutes. First a bit of history about how WDA has fluctuated in membership over the years. At the original Davis site I think we were about 50. Then we moved to the new site and started to grow at one point being about 250, but we were typically more like 160. In recent history we seem to be hovering around 100. However, unlike most clubs, our membership is spread out over a pretty large area due mainly to a couple items. First due to the quality of our flying site, and second the fact that the hobby keeps losing flying sites, especially in the bay area. So for some of our membership it makes it harder to come to club meetings if they are not in the area. Believe me, I understand this concept. For awhile I was a member of a club that was holding their meetings at the Oakland Aerospace Museum. So once a month on a Friday night I was making the trek down for that meeting from Woodland. My point is we only average about 20 members at a meeting out of the 100 within the club. This is one reason the board handles most club business. The board is hopefully a good cross section of the club to represent everyone's interests. But this

means two things for the rest of the membership: First, you need to communicate to the board your thoughts, ideas and opinions on club issues that matter to you. Second, if you don't like what is going on either step up or find someone that shares your views to step up and run for office to better represent you and remove the person that you feel is not representing you. Every year from October thru December as we go through the nomination process we typically have just enough volunteers (which is 4-5 people) to fill those seats. Quite often people are volunteering to keep the position they had as someone else doesn't want it. I would love to see new blood and the associated infusion of new thoughts and ideas. Over the last two years we have had Doug Vice and Danny Winters step up. They bring a fresh set of eyes and a differing background to diversify the board and I thank them for their service. So please if you have thoughts, ideas, issues, concerns, or just want to say "thanks for the effort," communicate with your officers and board members. Last, I know it is early in the year, but consider putting your hat in the ring for one of the 4 officer positions or an open board position and take a more direct part in the direction of this great club. Last item for this month the club has been approached by the Sacramento Area Modelers (SAM) to co-host the National Warbird Racing with them. The last several years this has been held in Muncie during the NATS and it has not worked out. So it is being moved to a new site and SAM is looking to take it on. Due to various reasons they would like to come over and put on the event at WDA. So the President and VP were over at the last club meeting to discuss this idea with the membership. In the negotiations leading up to the meeting it was decided that we would not have it at WDA for 2018, but they will be back at the end of the year to discuss co-hosting in 2019. SAM would like anyone that is interested or looking for further info to know their site is open during events and to come over and see what this is all about or even help and participate if you like. That way, anyone that wants to see what they are proposing can see an event in person and better understand what they would like to do.

As always if you have any questions on this or want to make comment please drop me a line via email as it is the best way to get a hold of me.

Thanks, Forrest

# Club Auction Plane



**Larry Hein's Chinook Ultra-light model which Ed Morgan won in the 2011 Christmas raffle. Ed repaired the plane and updated most of the radio system components. He's flown it a couple of dozen times since then. It flies very well and handles like a trainer plane -- though it's not recommend for a beginner. It is not a trainer model. It has a 78" wingspan; 4-channel operation; powered by a Saito .50 Golden Knight 4-stroke glow-engine in excellent condition. This model comes ready to fly, except for transmitter and receiver**

**If you are interested in bidding on the club auction plane,** please send your bids to [CBarton328@aol.com](mailto:CBarton328@aol.com).

Your bid will be part of a group bidding email.

Each time the bid goes up, the group will be emailed and everyone will have an opportunity to adjust their bid. Your bid can be submitted up to and including at the March WDA Club Meeting.

During Show N Tell, the highest bidder will be awarded the aircraft!

## **February 12, 2018 Board Meeting Minutes**

Board Members/Officers present: President: Forrest Barton, Vice President: Doug Vice, Treasurer: John Eaton, Secretary: Mike Frint, Board Members: Doug Barton, Chris Dellinger, Mike O'Kane, Kerry Roberson, Danny Winters.

Meeting called to order 17:55 at the Woodland Library by Doug Vice. There were 13 members plus 6 guests present. Four were from The Davis UAV Club (UC Davis Engineering) and two were officers from the Sacramento Area Modelers Club.

A motion was made by Mike O'Kane to approve last month's minutes, seconded and passed.

There were no officer reports to be made.

## **Old Business:**

Mower/Golf cart discussion continues. The golf cart was recently tested to see how it worked to pull the mower attachment. While the test was successful, Chris pointed out that we won't be able to mow the entire field with it and that we need to be careful to get the right batteries and properly care for them. The club was looking into commercial grade mowers. The cost would just be too high for purchase and maintenance. A motion was made by John to "no longer pursue getting a commercial grade mower", seconded and passed. So now the club is leaning towards getting another "pull-behind" type mower attachment. With an estimate of about 1245 dollars for batteries and a charger for the golf cart, Chris made a motion to purchase these. The motion was seconded and passed.

Safety fences- The Board continues with the concept to use some tennis type netting. This fence would be in front of the current metal fence. Forrest stated that he thinks we should have "flight lines" and not just "pilot stations" so in that way you can stand wherever along the line you want. Monty W. approached the Board and asked why the fence design needed to be changed at all. Doug B. then made a motion to put up tennis netting with a hard wire fence behind it that included a space to get out to the runway, The motion was seconded and passed by an 8-4 vote.

## **New Business:**

Multi-rotor racing/training at our field: Mike O. attended a recent racing event, reported that there was lots of carnage and not really an opportunity to make money hosting such events. Mike is going to research this further. Kerry suggested that the use of our field for "development" of technology/education was a good idea. They could use the area south of the parking lot. Our four guests from (UC) Davis Club had some input. Trevor, the club president said they have about 100 members but not that many would be flying. After discussion, Mike O. made a motion that we offer the UC Davis group the use of the field, capped at 25 pilots for education and recreational flight. The motion was seconded and passed. These student members will be uncharged and non-voting, non-club officer/board qualified members but will have to be AMA members, carry student ID and must renew each year.

We have also been approached by the U.S. Geological Dept. to use the field for training some of their drone pilots. After a discussion the item was tabled to be discussed later.

The event calendar was presented by Forrest. John made a motion to accept the calendar as presented. The motion was seconded and passed.

Meeting adjourned at 18:58 hours.

## **February 12, 2018 General Meeting Minutes**

Board Members/Officers present: President: Forrest Barton, Vice President: Doug Vice, Treasurer: John Eaton, Secretary: Mike Frint, Safety: John Lett. Board Members: Doug Barton, Chris Dellinger, Mike O'Kane, Kerry Roberson, Danny Winters.

Meeting called to order at 1910 hours by Forrest Barton. There were 21 members present plus 2 guests from the Sacramento Area Modelers Club.

A motion was made to approve last month's minutes, seconded and passed.

Please note that the gate combination will be changed.

### **Officer reports:**

**President:** Forrest deferred until the "business" portion of the meeting.

**Vice President:** Doug Vice also deferred to the "business" portion of the meeting.

**Treasurer/Membership:** John Eaton said his computer crashed and he has no treasurer's report. We have 73 paid up members so far. Last year we had about 106 members.

**Secretary:** Mike's only comment was that R/C Country will no longer carry spruce wood and they recommended using basswood.

**Safety:** John Lett stated that he has to do an annual safety audit. He is going to be less "conservative" this year and look for "blatant errors." He pointed out that the club's website has a "Seasonal Preflight Checklist" that can be used to make sure your aircraft is ready for safe flight. He also asks that you look at the AMA and WDA club websites to review the safety tenants and rules. **Kerry added that AMA has made some updates to the safety codes.**

### **Chair reports:**

**Field:** Doug V. reported that there are weeds around the staples and a bunch of prop strikes at the south runway end. We still need to get more dirt to fill and compact the runway edges. Art W. added that he had just sprayed the field. Doug B. stated that the dirt at the control line circle has too many rocks to be usable and that he is having a hard time finding sprinkler heads. Chris added that a jet has already been damaged because of the ditches. Forrest stated that we should have a work party on March 3. Conversation about sprinkler heads ensued- John made a motion to approve 1400 dollars for sprinkler heads. The motion was seconded and passed with no opposition.

**Newsletter:** Rich was absent.

**Points:** Monty wants to get an ammo box or mailbox to keep the paper work in at the field. The current box leaks.

**Website:** Kerry said the website is up to date, the 2017 points list is posted and to let him know if you see anything wrong.

**Event calendar:** Was approved at the Board meeting and will be posted

**Old Business:** Forrest gave a brief summary of the Board meeting items relating to the mowers, fences, multi-rotor racing and UC Davis student memberships. See the Board

minutes for details. Monty W. did ask that we please put up the tennis netting parts before the steel fence, thank you.

**New Business:** Our two guests were JR Schiager, the President and Jerry Cunningham, the Vice President of the Sacramento Area Modelers. They came to talk to us about co-hosting the warbird racing Nationals. The idea is to have the races every other year between the SAM field and the WDA field. The Warbird Nationals started two years ago at the Nats in Muncie. The two clubs could partner together for the mutual benefit of each. SAM conducts multiple races each year and has invited us to attend/participate in these events.  
Break time 2005to 2020

**Show and Tell:** Monty and Linda Welch brought in Linds's latest project, a Park Scale Models Grumman HU-16 Albatross. This is Linda's fourth plane. She said it has no plans and an "awful" manual but it is laser cut and fits together like "a puzzle." The plan is to power it with two 25 size electric motors and cover it with Solartex and paint. It came with several 3-D printed parts including the cowls, floats and servo mounts. The wingspan is slightly longer than advertised. (see pictures in Modeler's Corner)



John Eaton brought in his recently purchased NAN Models Xplorer 1 (aka 4000) composite sailplane. It is a four meter ship (approximately 157 inch span), very streamlined type (I want to say, F3J Thermal Duration Glider category??) made in Bulgaria. John is becoming one of them at the SVSS club. Ha! John also stated that the SVSS club would like to use our field to do some aerotowing of sailplanes. He's also their club secretary.

Forrest brought in his son's winning Pinewood Derby racecar. It was amazing how much effort, hobby skill and science goes into these simple looking little cars. It obtained a scale speed of 237 MPH. For more details see last month's newsletter.

**Auction Plane:** Ed Morgan brought in the club's next auction plane. It will be auctioned off at the next general meeting. Ed won this Graupner Chinook model back in 2011 and has graciously donated it to the club. Ready to fly, except for transmitter and receiver, it has a 78 inch span, weighs 8.2 pounds and has a Saito .50 Golden Knight four stroke engine. The meeting adjourned at 2114 hours.



## The Annual Castle 2018 ~ Giant Scale Fly-In

Hosted by the Central California Model Flyers

HAPPY NEW YEAR EVERYBODY ! Wow how time flies. Incredible. Well consider this a SHOT ACROSS THE BOW. Castle is closing in fast. AMA sanction and insurance are in the approval process and dates are set for **May 24-27**. Same venue as last year with the large groups coming in on Wednesday. Registration will start 2nd week of February. As always you need to get ahold of Scott Malta to lock in your parking permits. Again this year all are required to show proof of AMA as well as FAA UAS numbers. I REPEAT, AMA and FAA UAS numbers and I.D. cards are required to fly your aircraft at castle. No exceptions. Otherwise "THERE'S THE GATE" and we all know what that means. Also GATE HOURS this year: opens at 7am and closes at 10pm daily. Exceptions will be for the folks that stay for the night flying on Saturday eve. Aircraft to follow the old IMAA guidelines for size. Open flying after 5pm, but flight and line boss will still control the field. This year again if we have folks that bring out U-Control I will set aside a time for them to fly as well as large helicopters. Lets get some big choppers going. Last year was pretty cool. So dust off those big birds, cycle your batteries and oil up your landing gear. Castle Giant Scale Fun Fly 2018 is coming to town. Ho! Ho! Ho!


Chow baby, Rick Maida



For some reason Monty (Welch) thought everyone would get a kick out of this first picture... I have been slicing and dicing my fingers during this build... Monty bought me a box of band aids for my work station because he "doesn't want to see blood all over the work bench." There are 5 band aids on my fingers at this time... not counting the cuts that have already healed. I found out that #11 X-Acto blades are really sharp!

# Modeler's Corner

Linda Welch's ALBATROSS FLYING BOAT



On the partial build of planked float... the kit designer of this plane has an innovative way to keep the tip float from being snapped off during a bad landing or take-off.

He uses an elastic cord inside the float strut which is attached to the bottom of the wing thru to the float.

Linda "The Riveter" Welch



## 33% Xtreme Decathlon build -


Last month I had nearly completed the covering of my Decathlon with F&M Products Stits "Lite." Since then I have added Poly Brush filler / adhesive and "finishing tapes" (a.k.a. "pinking tapes"). This was followed by another coat of Poly Brush. Poly Brush is applied both by brushing (over the solid surfaces) and spraying over the





entire model using a HVLP (High Volume Low Pressure) spray gun. While the instructional video advises that 'no special paint booth or other special painting accommodations are necessary,' my experience was that spraying this M.E.K. based product is NOT something that should be done without excellent ventilation and overspray protection! I was a bit disappointed with the Poly Brush as there were many areas where surface bubbles appeared and dried. Admittedly, I may have been a bit heavy-handed in applying the stuff. The




dried bubbles could be removed with a rag soaked in M.E.K., but the exercise was both tedious and toxic! Like any new process, there is a learning curve and there are several things I know now that would improve my next application of this product. My problem is (and has always been) that I 'finish' models so infrequently that either the method/products I last used that worked are no longer available, OR, I simply have forgotten all the little tricks I learned, and must make some of the same mistakes all over again on my next model! After the finishing tapes were applied, some simulated rib stitching was in order. Again, the instructional video provided guidance that saved valuable time while producing good results. After much experimentation they



found that adding the look of rib stitching could be easily accomplished using a T-Pin and glue (aliphatic resin or RC 56)



applied on top of the finishing tape. I marked out the scale spacing for rib stitches, which on a third-scale model worked out to a stitch every 17mm. Using the head of the T-Pin, the glue is dabbed directly OVER the pinking tape. Next, the entire model was sprayed with a product called Poly Spray. This is very opaque, silver pigmented UV protectant that doubles as a primer. Have you ever noticed that when a full scale Cub, Champ, Decathlon or most any “rag-wing” aircraft flies over, even directly backlit by the sun, the open frame work is NOT visible through the covering? That’s because the fabric was primed with a substance similar to this Poly Spray. And the whole purpose behind going with Stits is to simulate the full-scale subject, now isn’t it?! When the Poly Spray is applied over the “rib stitching” the appearance is quite satisfactory and certainly MUCH easier than actual stitching OR simulating each stitch under the pinking tapes.



I am lucky to have access to a professional spray booth at my work, as contrary to the video, there is NO WAY I would have attempted this at home in my shop.

Like any primer, the application of Poly Spray made not only the desired surface detail “POP,” but also, every flaw! Before I am ready to apply color there are many areas that will require some attention.

This process “feels” like I am adding a lot of finish weight, but again, the video promotes this method as adding minimal weight when compared to other scale finishes. They say it’s because their products are mostly solvent (M.E.K.) which evaporates. Btw: I had to acquire M.E.K. in Nevada. Home Depot carries quarts, which are not cheap at \$10 a copy!

I had already primed the cowling and wheelpants with DupliColor, but now using this finishing system, will sand that off and apply the F&M Stits version of primer they call “FeatherCoat” to avoid any possibility of poor adhesion or worse, a reaction between different paints. Yes, like the good capitalists that they are, F&M has a product for your every need! Just pick up the phone and get out your CREDIT CARD! Honestly, I don’t even want to say what this finish will cost when all is said and done. And then there are the vinyl markings, which ain’t cheap. Oh well as they say, men and boys and the cost of their toyz....

**Rich Geertson**

Date	Event
Feb 23-25	Fabulous LV Fun Fly
24-Feb	SGMA Spring Contest
Apr 6-8	Jets WDA
Apr 27-29	WDA Float Fly
May 5-6	Oakdale IMAC Spring Fling
May 19-20	Burgdorf Pylon Race
May 23-28	Castle
9-Jun	Warbirds AMOS
June 23-24	AMA Pattern Contest
June 23-24	Chumley Stunt Clinic
7-Jul	Golden Age
14-Jul	Sac Rats Warbirds
July 21-22	Wings of Victory
18-Aug	Warbirds Livermore
25-Aug	Waldo Pepper
Aug 25-26	Goyet Stunt Fest
3-Sep	Labor Day
8-Sep	Old School RC Jamboree
Sept 12-16	Reno Air Races
Sept 21-23	Jets AMOS
Sept 22-23	Meet n' Meat
Sept 27-29	Heli Scale Masters
Oct 5-7	WDA Float Fly
Oct 13-14	Warbird Race Championship
1-Jan	Chilly n' Chili

# Delta Valley Modelers

Invite you to our  
annual

## Warbird Fly-in

April 28<sup>th</sup> 2018



Gates open at 8am and flying starts at 9am after pilots meeting on runway 30L. Registration is \$15.00 and you must have a current AMA card. Any and all types of War Birds are welcome.



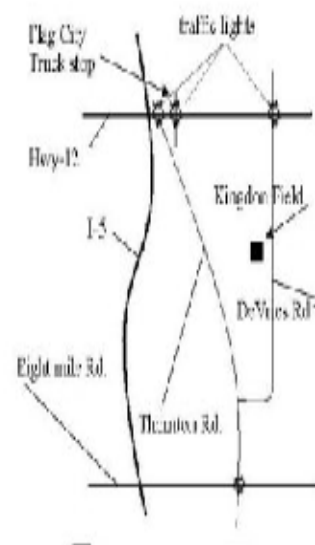
## Kingdon Air Park

12145 North DeVries Road,  
Lodi, Ca.



Lunch will be served at the  
event

Our thanks to Kingdon Air Park and  
Delta Flying Club for the use of their  
runway.



# ***2018 Lake Minden Float Fly Schedule***



**April 27-29, 2018 & October 5-7, 2018**

*Camping \$ 30, Day \$ 8, Pilot Fee \$ 15, Weekend, Day \$10*

*1256 Marcum Rd Nicolaus Ca. 95659 (530 )656-2700*

***Contact RANDY SIZEMORE (916) 804-4250***

*Swap Meet- Buy, Fly or Say Bye Bye to Your Float Plane!! (sell) lol.*

# 8<sup>th</sup> Annual Fred Burgdorf Memorial Pylon Race

May 19<sup>th</sup> and 20<sup>th</sup>, 2018

Race Site: Woodland/Davis Model Club

[www.wdarc.org](http://www.wdarc.org)

**Advance Registration will be accepted and is encouraged**

**Entries should be emailed or post marked on or before May 5<sup>th</sup>**

**Payment can be made on the day of the event**

**Entry Fee per Day:      \$25 per Class**  
**WDARC Members: \$15 per day for EF-1**

**CLASSES:**      AMA 422 (608' long course), AMA 426 (475' short course), and EF-1 (475' short course)  
**FORMAT:**      Two, one day events, with all three classes on both days

**Entries are Limited to 3 Pilots per group (frequency)**

Info: Robert Holik  
Phone: 530-661-0399  
E-Mail: [info@apcprop.com](mailto:info@apcprop.com)

## Time Schedule

### Friday

All day test flying with pylons

### Saturday

8:00 Registration closes  
8:30 Test flying closes  
8:45 Pilots meeting  
9:00 First heat starts

### Sunday

8:00 Registration closes  
8:30 Test flying closes  
8:45 Pilots meeting  
9:00 First heat starts

**NOTE: Model inspections will be available all day Friday until 4:00pm**

## Recommended Hotels

Days Inn & Suites  
4100 Chiles Rd.  
Davis, CA 95618  
(530) 792-0800

Quality Inn & Suites  
1562 East Main St.  
Woodland, CA 95776  
(530) 666-3050

Hampton Inn & Suites  
2060 Freeway Dr.  
Woodland, CA 95776  
(530) 662-9100

La Quinta Inn & Suites  
1771 Research Park Dr.  
Davis, CA 95618  
(530) 758-1771

## Advance Entry Form

Name \_\_\_\_\_ AMA \_\_\_\_\_ Send to:  
Robert Holik  
Address \_\_\_\_\_ 1222 Harter Ave.  
Woodland, CA 95776  
City \_\_\_\_\_ State \_\_\_\_\_ Zip \_\_\_\_\_ NMPRA # \_\_\_\_\_  
Phone \_\_\_\_\_ E-mail \_\_\_\_\_  
2.4 GHz (Y or N) \_\_\_\_\_ Freq (if 72MHz) \_\_\_\_\_ Classes (circle all that apply) \_\_\_\_\_ 422 \_\_\_\_\_ 426 \_\_\_\_\_ EF-1 \_\_\_\_\_  
Teammate#1 \_\_\_\_\_ Teammate #2 \_\_\_\_\_

**Please make checks payable to: Woodland/Davis Aeromodelers**

**DO NOT SEND ENTRIES BY METHODS THAT REQUIRE SIGNATURE ON DELIVERY**

ASSOCIATED MODELERS OF SACRAMENTO (AMOS)  
PRESENTS

# CAMP FAR WEST 2018



May 16 to May 20<sup>th</sup>

- Entry Fee: \$15 for week or \$10 per day
- Camping Fees: \$23 per Night or \$13 per Day
- Transport to / from water and RV
- Chase boat provided by club
- Plenty of RV Parking (South Peninsula Reserved for event)
- Spectators Welcomed (Come on by / Ask Questions)
- Night Flying:
  - o Friday
  - o Saturday
- Food / Drinks
- Shade
- Boating
- Swimming

**Contacts:**

John Sorenson (916) 216-0384

Gary Meyer (916) 276-6990

**Website:** [amosrc.com](http://amosrc.com)

**Notes:**

Pilots (AMA Required)

No Beach Landings (Seaplanes Only)

**Enter through South Entrance**  
**Tell attendant you are here for the Float Fly**  
**DO NOT PAY AT GATE!**

Camp Far West Lake, 9300 McCourtney Rd, Lincoln, CA 95648 (530) 633-0803

# Site Maps

Coming South on I-5 turn

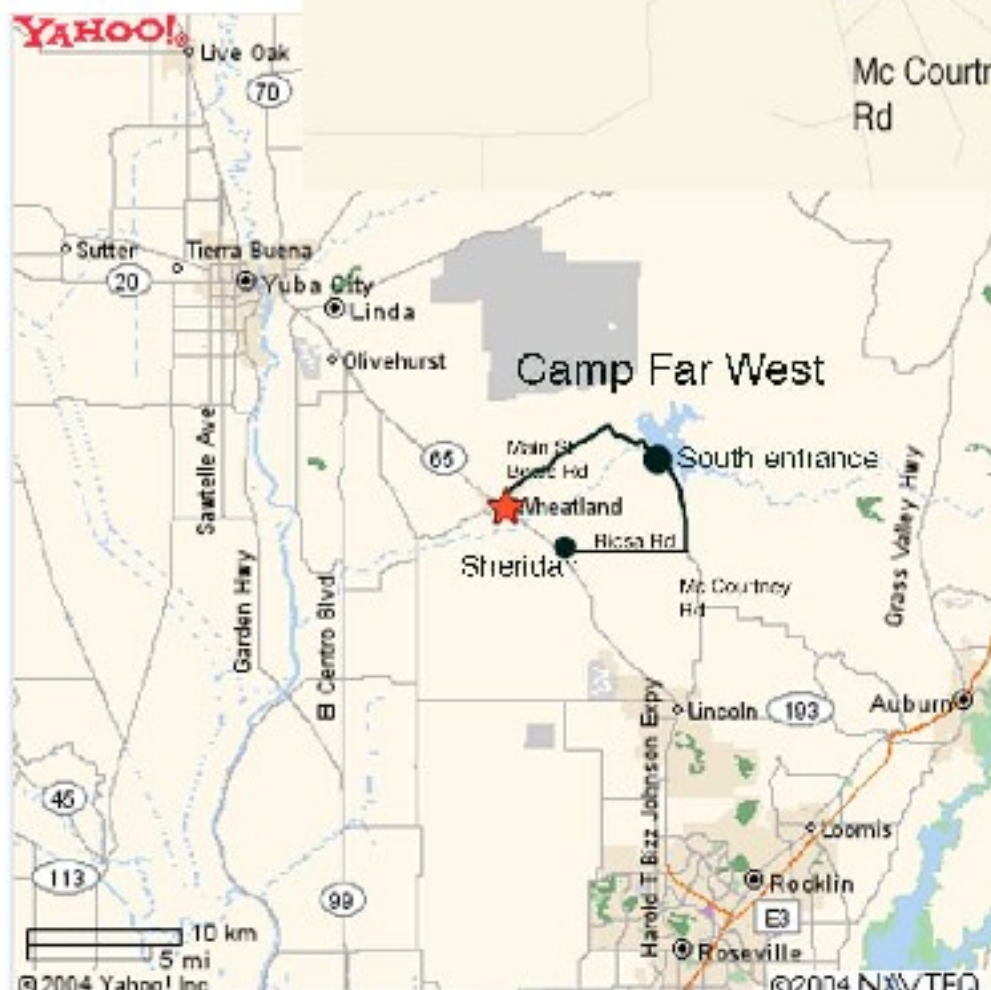
East on Hwy 20 to Hwy 65  
Then South to Wheatland  
Follow signs to Camp Far West.

Coming North on I-5 turn

East on I-80 to Hwy 65  
North to Sheridan. Turn  
right on Rosa Rd, go until  
it dead ends on McCourtney  
left to entrance.

The South Gate will be  
closed and the sign will say  
that the South Side is  
Closed. Not to Us.

Make sure you close the  
gate behind you!



# WDA Officers and Board

**President:** Forrest Barton (530) 662-6324  
[cbarton328@aol.com](mailto:cbarton328@aol.com)  
**Vice Pres:** Doug Vice (916) 949-8323  
[dqvice@outlook.com](mailto:dqvice@outlook.com)  
**Secretary:** Mike Frint (916) 895-8056  
[kaosfan@comcast.net](mailto:kaosfan@comcast.net)  
**Treasurer:** John Eaton (530) 681-5316  
[johneaton@sbcglobal.net](mailto:johneaton@sbcglobal.net)

## Board members:

Doug Barton [controlinedoug@aol.com](mailto:controlinedoug@aol.com)  
 Chris Dellinger [cdelin@sbcglobal.net](mailto:cdelin@sbcglobal.net)  
 (707) 446-9647  
 Mike O'Kane [mokane@cableview.tv](mailto:mokane@cableview.tv)  
 Kerry Roberson [kroberson@jccomp.com](mailto:kroberson@jccomp.com)  
 (707) 447-2701  
 Danny Winters [win51@comcast.net](mailto:win51@comcast.net)  
 (916) 688-0480

**WDA website**  
[www.wdarc.org](http://www.wdarc.org)

**Woodland Davis Aeromodelers**  
 42875 County Rd. 29  
 Davis, CA



# WDA Cabinet

## Membership

John Eaton (530) 681-5316 [goldeneramodel.com](http://goldeneramodel.com)

## Safety Officer

John Lett [lettaviation@aol.com](mailto:lettaviation@aol.com)

## Field Maintenance

## Points

Linda Welch (707) 451-1842 [loon12@aol.com](mailto:loon12@aol.com)

## Newsletter Editor

Richard Geertson (707) 693-9537 [geertson@sbcglobal.net](mailto:geertson@sbcglobal.net)

## Web

Kerry Roberson (707) 447-2701 [kroberson@jccomp.com](mailto:kroberson@jccomp.com)

## Club Advocacy

Lou Fox (530) 753-9331 [loujfox@yahoo.com](mailto:loujfox@yahoo.com)

## SNACK SHACK

Ben Ponzo (916) 947-7468 [bennet\\_508@hotmail.com](mailto:bennet_508@hotmail.com)

# Flight Instruction

## Flight instructors:

⇒ John Eaton (530) 681-5316  
[johneaton@sbcglobal.net](mailto:johneaton@sbcglobal.net)  
 ⇒ Carlos Reyes (650) 243-8894  
[carsi@hotmail.com](mailto:carsi@hotmail.com)

## Jet Turbine Instructors

⇒ OPEN

## Helicopter Instructor (Only):

⇒ OPEN



**Next Club Meeting: Mar. 12th at 7pm**  
 Woodland Public Library "Leake" Rm., 250 1st St, Woodland, CA



WOODLAND/DAVIS AEROMODELERS  
 C/O RICHARD GEERTSON  
 800 COLLIER DR.  
 DIXON, CA 95620