

WOODLAND/DAVIS AEROMODELERS

November Newsletter 2016

Prez Sez: We are in the waning days of fall and the flying days are getting a bit shorter by the day. There are just a few events left on the schedules and it's time to turn our attention toward winter projects and planning the next years events for the club. Please give thought to what kinds of events you would like to see. Do you want any events? Social events like Chilly and Chili? Competitive events, Fly-In events? National type events? This club should be what its members want, and I am all ears for it. Maybe members don't want to give up flying time for events. It would appear to me that members in general don't mind too much that we have an event schedule, but the attendance as pilots and helpers tells me that they aren't that interested in the flying experience or the financial impact that events have on the field. Give it some thought and let us know what you think.

Nominations are open at this month's meeting for all positions. Please consider throwing your hat in the ring or get someone to throw it in for you! Involvement in the club is very satisfying and it is a way to give back to the many members who have given their time over the years to build the organization that we have today. Board and Officer positions are available.

I was participating in the Ukiah PropBusters Dawn Patrol event last week, a really fun time. I had some weird engine behavior in my old Nieuport 11. It was not generating power, the needle was not responsive to changes until finally it would be so lean it would quit completely. I could never richen it all the way up. I flew it three times, before finally deciding something was wrong and started to investigate. I was thinking that something was wrong with the fuel, and running through lots of possibilities. When I looked more closely, I noticed lots of fuel on the bottom of the plane. Also it occurred to me that it had taken an excessive amount of time to fill the tank each time. Well, you've probably already guessed it. The tank had split from the stopper and ended up having a 1" split on the front. This caused it to hold a decent quantity of fuel, however plenty of fuel had spread itself all over the interior structure. The moral of the story is when there is something not right, it pays to investigate it rather than give explanations for it. The symptoms were all pointing

to the fuel tank because I was using muffler pressure from the vent line in the fuel tank. With an open tank, that means no muffler pressure too. That explains the needle valve acting strange. Oh well, I got 15 years out of that tank! No major harm done, just embarrassment. Another project for winter.



Lastly, there is some concern about unauthorized access to the flying site. The gate has been found unlocked with nobody in the site on more than one occasion. I have seen it myself. I believe we have individuals who are using the site without membership credentials and that presents a liability concern for all of us. All members should be displaying their badges while flying. If they aren't and you suspect someone please speak up and engage them in a conversation to find out if they are indeed members. They may fly as a guest if they have AMA membership on them, but then they must join the club. Please be vigilant about others using our site. They may not understand the rules and our boundaries for safe operation.

That's All for Now,
Jeff

This month:



- Prez Sez Jeff Lovitt
- October Minutes Jeff Lovitt
- Remaining 2016 events...
- Modeler's Corner R. Geertson
- Blast from the past... October 1977 WDA Newsletter
- Indoor Fly In

- Helicopter Scale Masters
- US Scale Masters
- Float Fly: Randy Sizemore reported on the success of the float fly this year. A good time was had!

Old Business: see the Board Minutes.

Break

Show And Tell: Randy brought in his Cy Jaanke built Ugly-Stick to show off its rugged construction and told of its ability to withstand a tree impact. Very little damage, and ready to fly again.

Meeting Adjourned

October GENERAL MEMBERSHIP MEETING 10-10-16

By Jeff Lovitt

(Mike O'Kane was not able to attend)

Members present: X Jeff Lovitt, X Rich Geertson, X John Eaton, Mike O'Kane, Monte Pate, Kerry Roberson X Forrest Barton Jim MacDonald Chris Dellinger

Meeting called to order by Jeff Lovitt.

Last month's minutes reviewed, motion for approval, 2nd, and passed unanimously.

Recognition of guests and new members. Brian (last name missed, sorry Brian). Flew at our old field many years ago, looking to join the club.

Officer reports:

President: Contest Reports for Scale Masters and for Helicopter SM.

Vice President: not present

Treasurer: John Eaton reported on Club treasury status.

Secretary: No secretary report.

Chair Reports:

Membership: John Eaton was present and reported membership.

Safety: No Report.

Field Chair: No report

News Letter: No Report

Points Chair: No Report

WEB PAGE: No Report

Events Reports:

WDA 2016 Events Calendar

DATE

- Nov 4-6
- Nov 19th
- Jan 1, 2017

EVENT

- Delta Valley Modelers Jet Fly
- WDA Indoor Fly In
- Chilly n' Chili

**WDA Meetings are held on the 2nd
Monday of every month at the
Woodland Public Library in the
"Leake" room**

250 1st St, Woodland, CA 95695


- Board Meetings go from 6pm to 7pm (members are welcome to attend)
- General Club meeting 7pm to 8:30pm

**WDA General Club meetings are open
to the public. Members and those in-
terested in joining WDA are encour-
aged to attend!**

**Bring your latest project for Show N
Tell and let us see what you are up to!**

Modelers Corner...

FIRST, I want to shout out a big THANK YOU to the Vintage RC Society, and its Treasurer, Bruce Tharpe, for writing a \$100. check from the organization in support of our Old School RC Jamboree! The contribution was totally unexpected and quite a nice surprise... Bruce's 'ask' is that it is put to good use towards the 2017 Old School RC Jamboree.. And it WILL BE.



So, it was in September that I last wrote about my Mr. Mulligan and the re-installation of the DA70cc twin, AND a Frank Tiano dummy radial.

Life got very busy and I was unable to complete the project in time for the October WDA newsletter, so here it is, completed.

In September I wrote about the need for nose weight and that the Tiano dummy was not only very nicely detailed, but quite heavy (12 ounces). My mission was to relieve all the areas behind the dummy cylinders to allow room for the DA70 cylinders, while also providing adequate cooling air to the engine. I also needed to block all superfluous air flow through the

cowling, as like water, incoming air will take the path of least resistance.

There is NO step-by-step instruction for creating this sort of thing, so truly, it is a trial and error process of cutting, sanding, mounting and doing it again and again until everything fits just right.

I made the dummy backing plate from several pieces of 1/8" plywood glued together and then applied fiberglass cloth to the front and back, finally painting and clear coating.

The Tiano dummy required reliefs for the ignition pick up and engine cylinders

as well as the mufflers.




Next it was time to create the pushrod tubes which proved to be quite an ordeal... Be-

cause the dummy is a hard resin compound, it was difficult to drill holes at 90 degrees to the engine case and rocker covers; even using my Dremel 90 deg. attachment, I was unable to achieve a 90 degree angle hole, so had to auger out the engine case holes, then make brass inserts to receive the pushrod tubes... The inserts were epoxied into the case after aligning the pushrod tubes with the rocker covers. I then filled around the inserts with epoxy and micro-balloons. AS I say, it was quite an ordeal.

After additional sanding and filling it was time to PRIME the dummy. I also needed to make a spark plug harness as well as individual spark plugs and spark plug wires. The harness was bent from brass tubing using a K&S Tubing spring bender. Small hole were drilled around the ring to correspond with the spark plug cable for each cylinder.


The spark plug cables were made from standard black insulated electronics wiring and the individual spark plugs were made from small pieces of aluminum tubing and small (4-40) nuts. I used thick CA to attach the individual pieces together.





Using a picture I found online of the Pratt and Whitney R1340, I used Testors Model Master acrylic enamel paints to create a similar look on the dummy, adding the pushrod and spark plug details after painting and clear-coating.

The pushrod tubes were STILL a major challenge to insert as there was just no way to get a good angle. IF I had it to do over, I would absolutely drill the pushrod tube holes all the way through the rocker covers so that pushrod tubes could be inserted from the top of the rocker covers and fed down to the engine case. This would have been MUCH easier and the holes at the tops of the rocker covers would NEVER be seen once the cowl was installed. I am quite satisfied with the finished products. The Frank Tiano dummy radial is very detailed, quite robust, and provided the necessary noseweight required in the Mulligan. Additional pictures of the finished product are on the following page.



P&W Data Plate image was found online... I printed it in several sizes until the correct size was achieved. Attached with RC56



- 1) Glider Contest - Our thanks to Cy Jannke for putting together a great little contest. We didn't have as many contestants as we had expected--but from the point of view of a scorekeeper, it made for less work and more fun. The trophies that Cy designed were super, and congratulations to Sam Bass for winning 2nd place in "Fledgling" and to Carl Chulick for winning 3rd place in "Sportsman."

Cy's going to put in a bid for a contest in July so we can do it again next year, and hopefully not have any conflicting contests.

By the way, glider pilots - Carl Chulick put in a 1 hour 40 minute flight out at our field last month and claims it as the field record. Anyone think they can beat it??

- 2) Fun Fly - We only had about a dozen flyers turn out for this - but it was a lot of fun and everyone had a great time. Some of the members brought their families and a few spectators dropped by, but there was no organized publicity or big crowds. This kept everything casual and fun. The club paid for soft drinks and beer. The events and winners were:

<u>Event</u>	<u>First</u>	<u>Second</u>	<u>Third</u>
Limbo	M. O'Brien	G. Ufford	E. Morgan
Economy	G. Berletich	G. Ufford	Sam Bass
Bomb drop	E. Morgan	G. Ufford	--
Aerobatics	Sam Bass	G. Berletich	M. O'Brian
7-11 dice	G. Berletich	M. O'Brian	Steve Bass
Spot landing	G. Berletich	M. O'Brian	Steve Bass

Ed Morgan's Q-Tee got a purple heart after dropping the winning bomb, and I gave everyone a lesson in how not to do the limbo (too bad we didn't have a prize for the biggest dent in the runway).

Unfortunately, there were a lot of events, and some of us couldn't stay all day. Perhaps we should set up a regular once-a-month thing that features a single event (i.e., bomb drop, or limbo, or U-control) so that everyone could come out and participate without having to spend a whole day. It could be a lot of fun, and could give people something to look forward to each month.

- 3) Announcements - We got the "No Trespassing/No Shooting" signs from the City, but it's our job to post them. We got some up last Sunday, but there's quite a few more to go. I'd like to organize a work party for this Sunday at 9:00 am. If we get enough people it won't take long to finish. If you have a sledge hammer--bring it.

Jim MacDonald



INDOOR FLYING IS BACK!!!

Indoor Fun-Fly

Saturday 19 Nov- NorCal Indoor Sports

The Woodland-Davis Aeromodelers will be holding an night time indoor fun fly. We have found a new home at Norcal Indoor Sports in Woodland. The event will be on the main hockey rink which has almost 30' ceilings. So there is plenty of room to fly whatever you want. We will be limiting indoor Heli's to 250 size NO bigger please. \$5 entry to the event with a valid AMA insurance card. Will be flying 8pm-Midnight. For those with a GPS the address is below. Otherwise use the directions provided or see their web site at <http://www.norcalindoorsports.com/directions>. As always spectators are free and welcome. This month will have introductory flights for kids 8-16 as time permits. There is a full snack bar on site. We look forward to seeing everyone there.



From Sacramento:

Take I-5 N
Take the Main St exit toward
CA-113/Woodland
Turn left at E Main St
Turn right at Pioneer Ave
Turn left at Tanforan Ave

From Davis or Vacaville:

Take 113N
Exit 113N/ East St. Turn Right
Turn Right on Churchill Downs
Turn Right on Santa Anita
Turn Left at Tanforan Ave



For information contact
Forrest Barton
Phone: 530-383-9019
E-mail: CBarton328@aol.com

Date: Nov 19th 2016
Time: 8:00pm -Midnight

Web Site:
www.WDARC.org

Address:
NorCal Indoor Sports
1460 Tanforan Ave
Woodland, Ca 95776



WDA Officers and Board

President: Jeff Lovitt (916) 889-3300

jlovitt@sbcglobal.net

VP: Rich Geertson (707) 693-9537

geertson@sbcglobal.net

Secretary: Mike O'kane (530) 796-4377

mokane@cableview.tv

Treasurer: John Eaton (530) 681-5316

johneaton@sbcglobal.net

Board members:

Forrest Barton (530) 662-6324

cbarton328@aol.com

Jim MacDonald (530) 756-0269

jdmacdonald@ucdavis.edu

Chris Dellinger (707) 446-9647

cdellin@sbcglobal.net

Monty Pate (530) 308-8050

montypate@sbcglobal.net

Kerry Roberson (707) 447-2701

kroberson@jccomp.com

WDA website

www.wdarc.org

Woodland Davis Aeromodelers

42875 County Rd. 29

Davis, CA

WDA Cabinet

Membership

Monty Pate (530) 308-8050 montypate@sbcglobal.net

Safety Officer

John Lett (916) 667-3627 lettaviation@aol.com

Field Maintenance

Ken Rumsey (530) 787-3076 kenrumsey@sbcglobal.net

Points

Linda Welch (707) 451-1842 loon12@aol.com

Newsletter Editor

Richard Geertson (707) 693-9537 geertson@sbcglobal.net

Web

Kerry Roberson (707) 447-2701 kroberson@jccomp.com

Club Advocacy

Lou Fox (530) 753-9331 loujfox@yahoo.com

SNACK SHACK

Ben Ponzo (916) 947-7468 bennet_508@hotmail.com



Flight Instruction

Flight instructors:

⇒ John Eaton (530) 681-5316
johneaton@sbcglobal.net

Jet Turbine Instructors

⇒ OPEN

Helicopter Instructor (Only):

⇒ OPEN



Next Meeting: Monday, Nov. 14th 7:00PM

Woodland Public Library "Leake" Rm., 250 1st St, Woodland, CA



WOODLAND/DAVIS AEROMODELERS
C/O RICHARD GEERTSON
800 COLLIER DR.
DIXON, CA 95620