






FROM THE PRESIDENT

This month we had a float fly blessed with fine weather, and pylon racing that was a bit threatened but worked out fine save a middlin' bit of carnage on Sunday, some spectacular midairs and at least one pylon collision which I was able to capture for the evening news. There are the remains of a wing at the #2 pylon along with some shrapnel, while the rest of the airplane heads for



#3, unfortunately upside down. The pylon did not seem to care one way or the other.

The racing was close at times, here are a couple pictures that show that:



I spent so much time in the boat retrieving my Jetco Navigator that I never got around to taking any pictures at the float fly, sorry Randy. The lunch was great!

The next events on the schedule :

June 5-7	WDA Thunder Over the Valley Jet Fly
June 27-28	WDA AMA Pattern Contest
June 27-28	WDA U/C Stunt Fest

Also, don't forget Rich Geertson's events,

Aug 15	WDA Old School Vintage R/C & Nat'l Model Aviation Day
Aug 22	WDA Golden Age R/C and Oldtimers

Get out that old kit and BUILD IT!

< continued on page 5 >

THIS MONTH

From the President	John Eaton
WDA Calendar	
Section 8 Air Force	
Builder's Corner	Richard Geertson

WDA 2015 Events Calendar

<u>Date</u>	<u>Event</u>
May 10	WDA Indoor Fly-In
June 5-7	Thunder Over the Valley Jet Fly
June 27-28	AMA Pattern Contest
June 27-28	U/C Stunt Fest
July 18-19	Wings of Victory
Aug 2	U/C ARF Off
Aug 15	Old School Vintage R/C & Nat'l Model Aviation Day
Aug 22	Golden Age R/C and Oldtimers
Aug 22-23	U/C Goyet Memorial Stunt Classic
Sept 12-13	Burgdorf Memorial Race
Sept 19-20	U/C Meet n' Meat Stunt
Sept 24-26	Scale Heli Masters
Oct 2-3	Float Fly#2 @ Lake Minden
Nov 7	Toys for Tots

FROM THE PRESIDENT

< continued from page 1 >

Lately the meetings have had too much business and too little modeling fun. Many moons ago I had a limit of no business after 8 pm, and I want to get back to that. I am going to bring in the Sagitta Excel glider project which is well along, with a lot of help from Jim Saare. All others are welcome to bring in what you are having fun with at the moment also.

Remember the work party schedule (you do have this posted on your refrigerator, don't you?)

June 20th

July 11th

August 29th

September 19th

No one so far has offered to manage the construction of a pad for electric and helicopter flying on the south side of the field. Other than that the work to be done is prep for the events that follow these dates and we also need to repair the snack shack's break in damage to the door's frame so the dead bolt works again.

See you at the meeting. Woodland Public Library, May 11th. Board Meeting at 6 and General meeting at 7 PM.

SECTION 8 AIR FORCE

MY FELLOW R/C PILOTS... ARE YOU TIRED OF JUST BORING HOLES IN THE SKY? WOULD YOU LIKE TO TRY SOMETHING DIFFERENT? THEN CONSIDER JOINING THE "SECTION 8 AIR FORCE". WHAT IS THE PURPOSE OF "SECTION 8 AIR FORCE". IT IS TWOFOLD... ONE TO IMPRESS YOUR FELLOW PILOTS AND SECOND TO PROVIDE EXCITING ENTERTAINMENT FOR SPECTATORS AT DIFFERENT FLYING EVENTS. THE GROUP WAS FORMED IN 2004, AND CONSISTED OF EIGHT P-38's. OUR FIRST SHOW WAS AT CASTLE 2004 WHEN WE MANAGED TO PUT UP 6 P38's. FROM THERE WE WENT TO P-61 BLACK WIDOWS AND THEN TO B-25's. AT THIS POINT SOME OF THE PILOTS MOVED ON TO OTHER PROJECTS SO THIS AIR FORCE HAS BEEN AT A STANDSTILL UNTIL PRESENT. WE NOW HAVE 4 VQ P-38's, 3 ESM DO 335's AND 1 DO 335 BUILT-UP KIT WHICH WE HOPE TO HAVE AT CASTLE MEMORIAL WEEKEND 2015.. AND AGAIN AT WOODLAND/DAVIS "WINGS OF VICTORY" EVENT ON JULY 18-19, 2015.

FOR THOSE THAT ARE NOT AWARE OF WHERE THE TERM "SECTION 8" CAME FROM.. IT ORIGINATED FROM WWI MIGHTY "8TH" AIR FORCE IN EUROPE. THE SECTION 8 PART CAME FROM THE MILITARY DESIGNATION OF A "MENTAL ILLNESS DISCHARGE". FOR PILOTS TO PARTICIPATE IN THIS GROUP (FLYING A BUNCH OF TWIN ENGINE AIRCRAFT) TOGETHER, MUST MEAN YOU HAVE TO BE A LITTLE "NUTS" TO ATTEMPT THIS. ALTHOUGH WE HAVE NOT HAD ANY MID-AIRS.



The above pic shows the Section 8 group at Castle 2004.
From left to Right Kim Lines (Deceased), Monty Welch, Jim Williams, Bob Delozier, Jim Adams, Glen Hoffman and Scott Rowan.

IF YOU ARE INTERESTED IN BEING PART OF THIS NUTTY EXTRAVAGANZA CONTACT ME
MONTY WELCH VIA EMAIL OR PHONE...

MY EMAIL IS Loon12@aol.com

MY CELL IS 707-365-6283

BUILDER'S CORNER

Gyros by Richard Geertson

More and more RC pilots are using gyros and it's only a matter of time before a 3-axis gyro is a standard feature of high-end receivers. Some pilots believe that the use of a gyro is "cheating," but I beg to differ. Consider the limitations inherent in flying an aircraft from the ground, using only visual senses... An RC pilot has no feeling for slight heading deviations, other than his own eyesight. Rather than looking at a gyro as "cheating," it may be more accurate to consider NOT using a gyro a handicap – the more difficult the aircraft is to fly, the larger the handicap. In discussions with a fellow RC Gee Bee pilot in Germany – probably the best Gee Bee pilot I have known – he was agonizing over adding an iGyro to his Gee Bee. I asked my buddy, "Was Delmar Benjamin cheating when he used his equilibrium to fly the full size Gee Bee R2?" After all, there he was sitting nearly in the tail of the aircraft, able to feel the most miniscule deviations in pitch, bank and yaw, and able to react immediately, always 'staying ahead' of the notorious Gee Bee no matter its flight attitude. We agreed this was NOT cheating... and neither is the use of a gyro.

Hear what a world class pilot has to say about using a gyro:

Quique Somenzini Talks About Gyros

In the old days using a gyro was considered cheating but the times are changing! In this article I ask Quique what he thinks the value of a gyro is.

By [Jim T. Graham](#)



JT - The first time I ever entered an RC hobby shop I only purchased one thing. It was a VHS tape (yes it was a good while ago) of a pilot I had never heard of before. His name was Quique Somenzini and he was flying around a horse racing track. The term "3D" had yet to be invented but that video was the first time I ever saw anyone do it. I know that flying was what prompted me to really get into RC. Quique has competed in and won RC contests all over the world. Over the years I have been privileged to not only get to see Quique fly at events but I am also proud to say we have become friends.

< continued on page 6 >

BUILDER'S CORNER

< continued from page 5 >

If you keep up with threads on FlyingGiants you know the topic of gyros is something being discussed quite a bit. When I ran into Quique at Toledo this year I asked him what he thought about the use of gyros.

JT - Some pilots say a gyro is a crutch. What would you say is a good reason to use a gyro?



QQ - *I really like your question. I'm a 3D guy and I know some pilots consider a gyro cheating. My own personal thinking on this is that using a gyro takes flying to the next level. So it doesn't matter what skill level pilot you are. From a beginner to an expert, a gyro will make you a better pilot. A gyro is not an auto pilot. It isn't flying the plane for you. You still have to move the sticks. A gyro will move you to the next level. It will make mini corrections for you. It supports your flying. A good example of this is when I was flying helicopters in the 1980's. We didn't use any gyros in those days. Flying inverted without a gyro was very difficult. Very few people could do it. When gyros entered the heli world more people were able to get involved. Helis grew and the aerobatics we see today were born. Look at what they are doing today with helis. Look at what is happening now with quadcopters. It is all an evolution from the use of the gyro. I think fixed wing craft are next for this evolution. I'm convinced about this and this is why the Aura 8 is now on the market. Everything progresses and everything gets better. No matter what level you are you will fly better. What is the end result? It pushes the flight envelope for the whole group. It opens the door for the next level of flight.*

The most popular 3-axis gyros in use today (listed in order of price, low to high):

Eagle Tree Guardian (available from Tower Hobbies)

Powerbox iGyro 3e (available from Chief Aircraft)

Bavarian Demon Cortex (available from Chief Aircraft)



WDA OFFICERS & BOARD

President: John Eaton (530) 681-5316
johnneaton@sbcglobal.net
Vice Pres: Ed Morgan (707) 678-1121
ejmorgan54@sbcglobal.net
Secretary: Mike O'Kane (530) 796-4377
mokane@cableview.tv
Treasurer: Jim Macdonald (530) 756-0269
jdmacdonald@ucdavis.edu
Board members:
Jeff Lovitt (916) 889-3300
jlovitt@sbcglobal.net
Chris Dellinger (707) 446-9647
cdellin@sbcglobal.net
Randy Sizemore (916) 804-4250
reddogusa1@aol.com
Richard Geertson (707) 693-9537
geertson@sbcglobal.net

WOODLAND DAVIS AEROMODELERS

42875 County Rd. 29
Davis, CA
www.wdarc.org



WDA CABINET

Membership
Monty Pate (530) 308-8050 montypate@sbcglobal.net
Safety Officer
John Lett (916) 667-3627 lettaviation@aol.com
Field Maintenance
Ken Rumsey (530) 787-3076 kenrumsey@sbcglobal.net
Snack Shack/Chief BBQ
Paula Mills (916) 792-3824 paulakmills@yahoo.com
Raffle
Corey Rose (530)-601-6154 cdrose79@gmail.com
Points
Monty Welch (707) 451-1842 loon12@aol.com
Newsletter Editor
Glen Spaulding (916) 290-2880
glen@takecontrolhobbies.com
Mailing
Craig Curry (530) 908-7665 craig@craigcurry.net
Web
Kerry Roberson (707) 447-2701 kroberson@jccomp.com

FLIGHT INSTRUCTION

Flight instructors:
Drew Spiropoulos (916) 316-5621
mountainhead@me.com
John Eaton (530) 662-3698
johnneaton@sbcglobal.net

Jet Turbine Instructors
OPEN

Helicopter Instructor:
OPEN

Club Advocacy
Lou Fox (530) 753-9331
loujfox@yahoo.com



Next Meeting: Monday, May 11th, 7:00PM
Meeting held at Woodland Library @ 250 First Street



WOODLAND/DAVIS AEROMODELERS
110 MAIN AVENUE
SACRAMENTO, CA 95838